



**Texas AWWA**  
American Water Works Association

# FACT SHEET

## Watersheds

What is a Watershed?

Do you live in one?

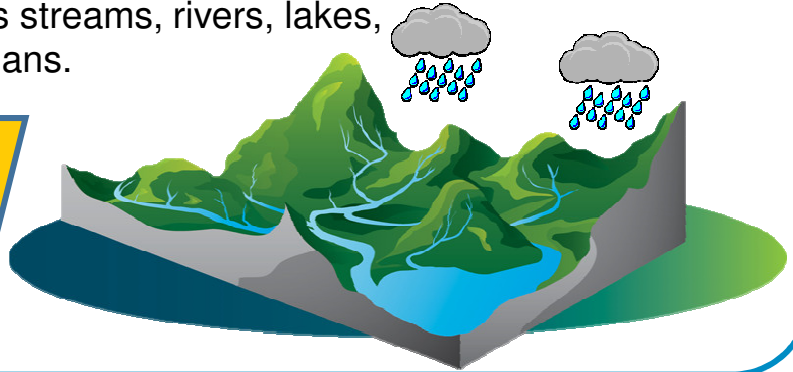


Well, look down at the ground.  
The ground that you are standing on is in a watershed.

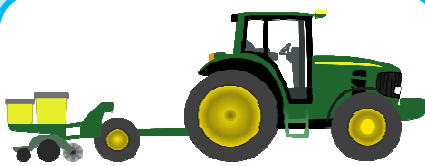
A Watershed is an area of land where all of the water or snow that falls on it, flows to the same place, such as streams, rivers, lakes, wetlands and eventually the oceans.

Watersheds can also be known as:

**Drainage Basins  
River Basins  
Catchments**



**Water collected in watersheds is used for numerous things.**



Agriculture



Drinking Water



Flood Control



Migratory  
Bird Habitats



Fishing



Tourism &  
Recreation



Merchant  
Transportation

**So, keeping the water inside your watershed clean is important.**



# Texas AWWA

American Water Works Association

## What You do to the Land, You do to the Water.



Everything that happens on the land in a watershed affects the water body into which it drains. The streams, rivers and lakes can only be as healthy as the land in its watershed.

### Chemicals



Never dump motor oil, antifreeze or other motor vehicle fluids down the drain or in the street.

Recycle automotive maintenance products.

Never pour toxic or hazardous household chemicals down the drain.

Dispose of them at a hazardous waste centers.



If you spill vehicle fluids of household chemicals. Use kitty litter to absorb it. Do Not wash it into the street or down the drain.

### Landscaping



Use lawn chemicals properly. Always follow label instructions and never apply before a rain, unless directed to do so.

Use wildflowers and native plants. Wildflowers have deep roots to help prevent erosion and filter out pollutants.



Dispose of yard waste properly and recycle as green waste or composite them.

Never discard of yard waste in the street or down storm drains.


### Around the House

Don't litter. Properly dispose of your trash, and pick up trash you see on the ground.



Dispose of unused medications properly. Do Not flush them down the toilet. Find a drug take back program in your community.


Conserve water daily. Take shorter showers, fix leaks, and turn off water when it is not in use.



## Adopt Your Watershed

Go on a stream walk to get an idea of where there are problems within the watershed. Then organize a cleanup with your friends. Learn how to monitor your watershed for changes that might affect it.

Encourage local government officials to plan with the watershed in mind. Get involved in a local watershed organization near you, and if one doesn't exist, start one.



Follow a drop of water through your watershed and see where it would end up back in a house, downstream.

## Still Have Questions?

Contact your local water supplier for answers, or the Texas Section AWWA at [www.tawwa.org](http://www.tawwa.org)