



Sequoia Union High School District

Grades 6-12
Spring 2021



Report created by
Panorama Education



SEL: Student Supports + Environment (Spring 2021)

What feedback did students have for their school?

Grades 6-12

2,743 responses | [hide breakdown](#)

Save as PDF

Student 504 Status

No	2,528	92%
Yes	215	8%

Student FRPL

Free	499	18%
NONE	2,100	77%
Reduced	98	4%
Reimbursable	46	2%

Student LEP Service

1st Year Monitoring	17	1%
2nd Year Monitoring	45	2%
3rd Year Monitoring	45	2%
4th Year Monitoring	40	1%
LEP	268	10%
N/A	1,391	51%
Not LEP	937	34%

Student Special ED Status

No	2,502	91%
Yes	241	9%

Student Gender

Subgroup with no data	7	0%
f	1,636	60%
m	1,100	40%

Student Grade Level



9	938	34%
10	757	28%
11	599	22%
12	449	16%

Student Race

Asian or Pacific Islander	383	14%
Black	46	2%
Caucasian	1,132	41%
Hispanic	1,001	36%
Multiracial	138	5%
Native American	8	0%
Pacific Hawaiian or Other Pacific	35	1%



Summary

Topic Description	Results	Benchmark
Cultural Awareness and Action How often students learn about, discuss, and confront issues of race, ethnicity, and culture in school	3.4	 80th - 99th percentile compared to others nationally
Sense of Belonging How much students feel that they are valued members of the school community.	3.3	 20th - 39th percentile compared to others nationally **70th percentile when compared to High Schools

2,743 responses



Cultural Awareness and Action

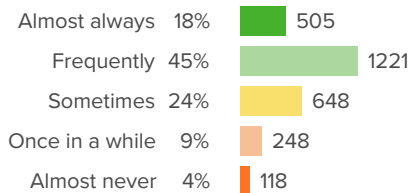
Your average

3.4

2,743 responses

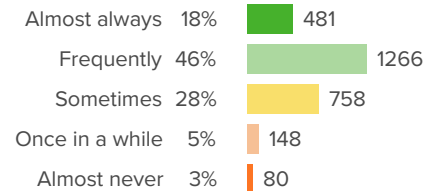
How did people respond?

Q.1: How often do teachers encourage you to learn about people from different races, ethnicities, or cultures?



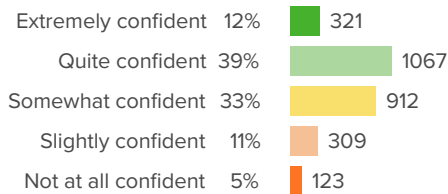
Mean: **3.6**

Q.2: How often do you think about what someone of a different race, ethnicity, or culture experiences?



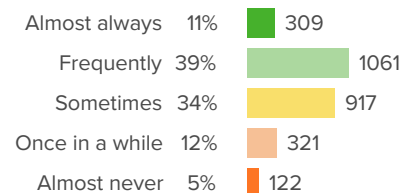
Mean: **3.7**

Q.3: How confident are you that students at your school can have honest conversations with each other about race?



Mean: **3.4**

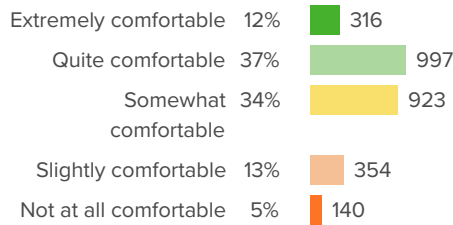
Q.4: At your school, how often are you encouraged to think more deeply about race-related topics?



Mean: **3.4**

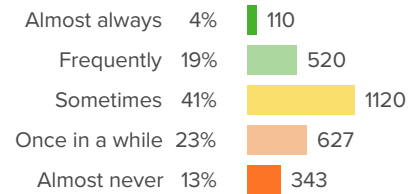


Q.5: How comfortable are you sharing your thoughts about race-related topics with other students at your school?



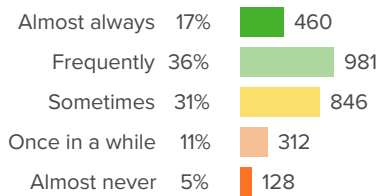
Mean: **3.4**

Q.6: How often do students at your school have important conversations about race, even when they might be uncomfortable?



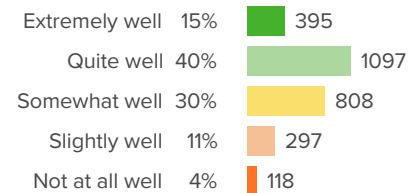
Mean: **2.8**

Q.7: When there are major news events related to race, how often do adults at your school talk about them with students?



Mean: **3.5**

Q.8: How well does your school help students speak out against racism?



Mean: **3.5**



Sense of Belonging

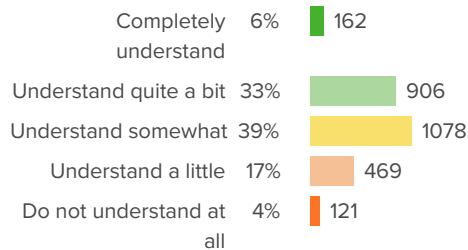
Your average

3.3

2,743 responses

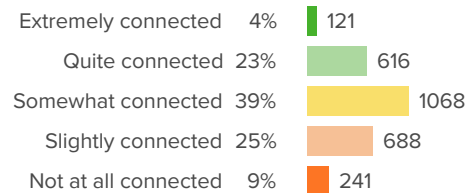
How did people respond?

Q.1: How well do people at your school understand you as a person?



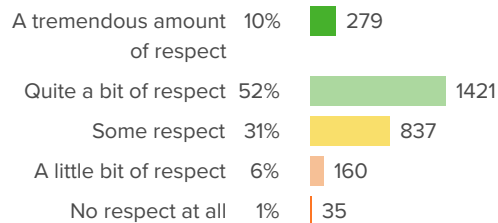
Mean: **3.2**

Q.2: How connected do you feel to the adults at your school?



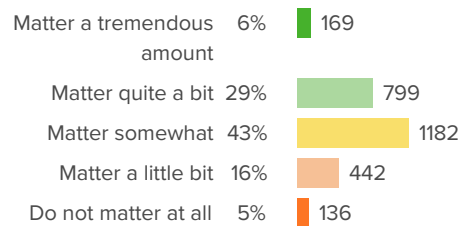
Mean: **2.9**

Q.3: How much respect do students in your school show you?



Mean: **3.6**

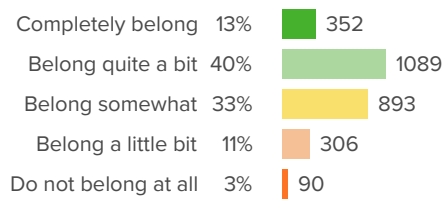
Q.4: How much do you matter to others at this school?



Mean: **3.2**



Q.5: Overall, how much do you feel like you belong at your school?



Mean: **3.5**